

# Ellis

1-SEATER CHAISE LOUNGE MODULE, MOVABLE ARM



---

Ellis has a soft and curvy design with a contemporary and elegant feel to it. Ellis' modules can be adapted endlessly and can be combined for instance into a regular straight sofa, a corner sofa, a chaiselong sofa or as a U sofa. In other words, so many variations for both small and larger spaces. And this 1-seater chaise lounge module is even more flexible as the moveable armrest makes it possible to extend the sofa in any direction you wish.

**SOFACOMPANY**

## MATERIAL COMPONENTS

Frame: FSC wood 100%  
Foam: High Resilience Fire Retardant Foam  
Legs: Wood: FSC wood 100%  
Surface meets requirements of:  
Reach, Painted: standard 16 CFR 1303 – PASS

## SAFETY AND STABILITY

Our products are always developed and tested against EN 16139. 1 & 2.  
EN-1021 1 & 2, BS5852 0 & 1, CA TB 117-2013.

## PACKAGING MATERIAL & SHIPPING

The use of packaging materials are minimized without compromising protection of the product during transport. Chairs and sofas are protected in a cardboard box and when needed wrapped in a protective layer of recycled plastic. Shipping and transportation is in addition CO2 neutral.

## PACKAGE MEASUREMENTS

60 x 107 x 140 cm, 41 kg

## WARRANTY

Warranty against manufacturing defects (materials and craftsmanship) is standard as follows:

Frame: Lifetime  
Foam: 5 years  
Upholstery/Fabric: 5 years

Wear, tear and damages to the products are not covered under this warranty.

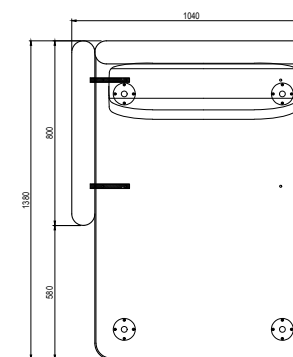
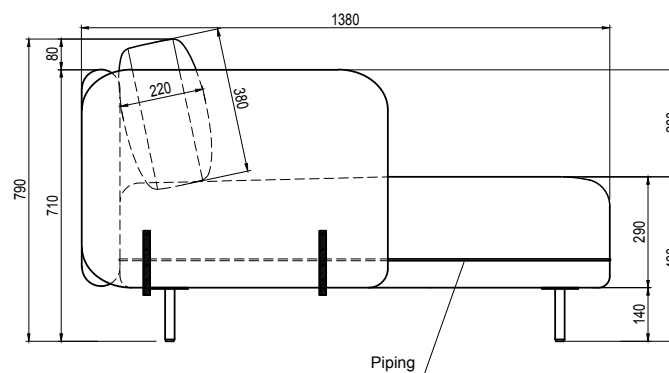
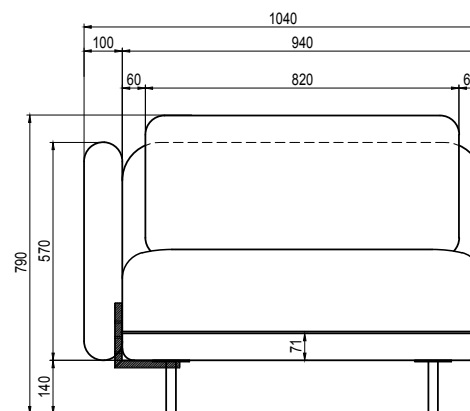
## TEXTILE

See our textiles [here](#)

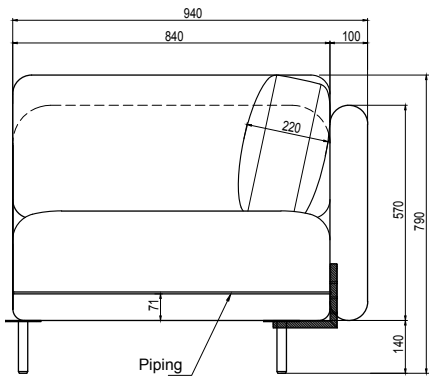
## DESIGNER

Steffensen & Wurtz

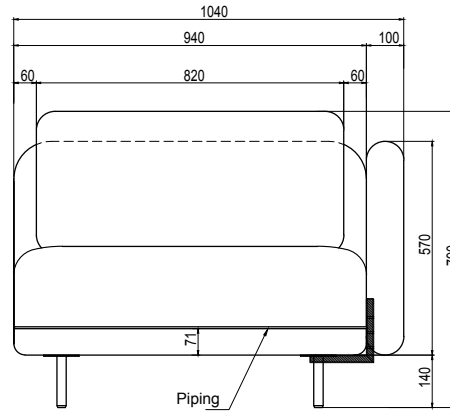
## 1-SEATER CHAISE LOUNGE MODULE, MOVABLE ARM



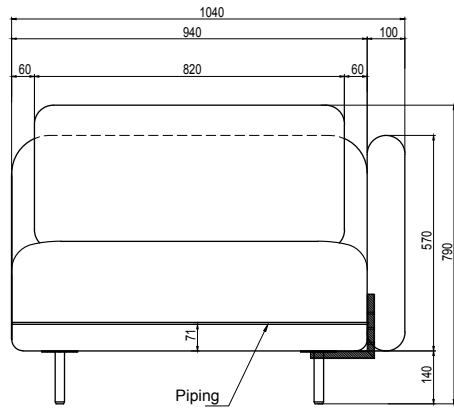
### 1-SEATER CORNER MODULE, MOVABLE ARM



### 1-SEATER ARM MODULE, MOVABLE ARM



### 1-SEATER MODULE



### FOOTREST

